



DIAL CALIPER MICROTECH

USER MANUAL



Calibration ISO 17025:2017

ISO 9001
BUREAU VERITAS
Certification

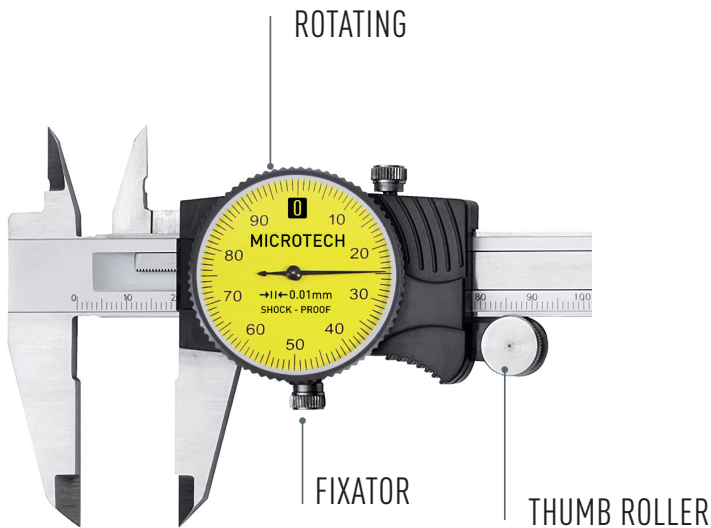


ISO 9001:2015



Item No	Range	Resolution	Accuracy	Display	Shock proof	Thumb roller
	mm	mm	μm			
141011150	0-150	0,01	± 30	Dial	•	•
141011200	0-200		± 30		•	•
141011300	0-300		± 40		•	•

INDICATION



OPTIONAL ACCESORIES



MAIN INFO



MICROTECH

- Wipe with a clean cloth, soaked in gasoline, measuring surface of the frame and gauge calipers to remove anti-corrosion oil. Then wipe them with a clean dry cloth.
- During the measurement, measuring jaws should to sum to the measured object without knocking.
- During the measurement avoid warps of measuring surfaces of the instrument. Measuring surface must be fully in contact with the measurement object.



WARNING!

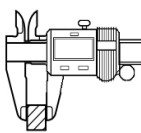
IN THE PROCESS OF WORKING WITH CALIPERS SHOULD BE AVOIDED:

Scratches on the measuring surfaces;

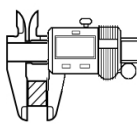
Measuring the size of object in the process of machining;

Shocks or dropping, avoid bending of rod or other surfaces.


RECOMENDATIONS



NO



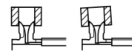
YES



NO



YES



NO



YES





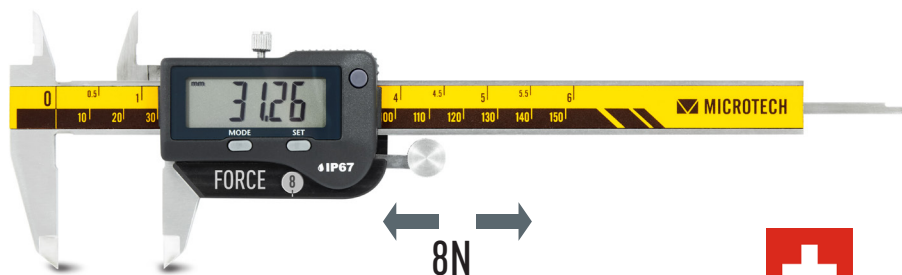
MICROTECH

MICROTECH INNOVATIVE CALIPERS

E-FORCE COMPUTIERZED CALIPERS



DOUBLE FORCE CALIPERS IP67



SWISS
ELECTRONICS

PRECISION CALIPERS IP67



MICROTECH

innovative measuring instruments

61001, Kharkiv, Ukraine, str. Rustaveli, 39

tel.: +38 (057) 739-03-50

www.microtech.tools

sales@microtech.tools

Change without prior notice

Edition: M1031_0922